

# How to use your new Bell Telephone






# How to use your new Bell Telephone



## desk set

- To make a call on your new telephone, just lift the handset, wait for the dial tone, then dial the number.
- Be certain of the number you are calling. If in doubt, consult your directory.
- When dialing, be sure to turn the dial until your finger touches the stop; then release.
- Don't mistake the numeral "one" for the letter "I," or the numeral "zero" for the letter "O" when dialing.
- To be heard clearly, use a normal tone of voice and speak directly into the mouthpiece of the handset.
- Your new telephone has a control which you can use to adjust the volume of the telephone ring:
  - With the Desk Set, turn the volume control wheel, located on the underside of the telephone, in the direction of the arrow to increase volume.





— With the Wall Set, move the volume control lever, located on the bottom of the telephone, to the left to obtain maximum volume.

- If your area has Direct Distance Dialing, use the prefix code and Area Code (when required) for the location you are calling if it is outside your own area. Area Codes are listed in your telephone directory.

- To help others call you, tell them your Area Code.

- If your telephone ever needs servicing, call your Bell Telephone Company Repair Service.

- To clean your new telephone, should cleaning become necessary, simply use a damp cloth and mild soap. Detergents, chemically treated cloths, or harsh cleaning agents are not recommended.

**wall set**

---





# OTHER BELL SYSTEM PRODUCTS TO MAKE YOUR HOME MORE ENJOYABLE






The **BELL CHIME** ringer calls you to the phone musically, with a melodic chime. Comes in velvety gold or soft ivory to complement any decor. It can also be set for the familiar telephone ring, or to ring loudly when you plan to be outdoors but near the house.



Elegant looking **PRINCESS**® telephone fits most anywhere, lights up for easy dialing. This compact, oval-shaped telephone is available in a range of decorator colors. It's little, it's lovely, it lights!

**Panel Phones** represent the forward look in built-ins! Space-saving feature makes it ideal for kitchens. Available in two models with a brushed aluminum or copper finish.



Fully-transistorized **HOME INTERPHONE** communications equipment makes it easy to talk between telephones in a home. Door answering feature permits conversations with persons ringing doorbell. If desired, a calling party may be put on "hold" while using interphone to answer door or talk to another part of the house.



These Desk and Wall telephones are products of **BELL SYSTEM** teamwork...

Developed by **BELL TELEPHONE LABORATORIES**

Manufactured by **WESTERN ELECTRIC**

Brought to you, as a service, by your **BELL TELEPHONE COMPANY**